

## 1. The Hare and the Hyena

### Learning objectives

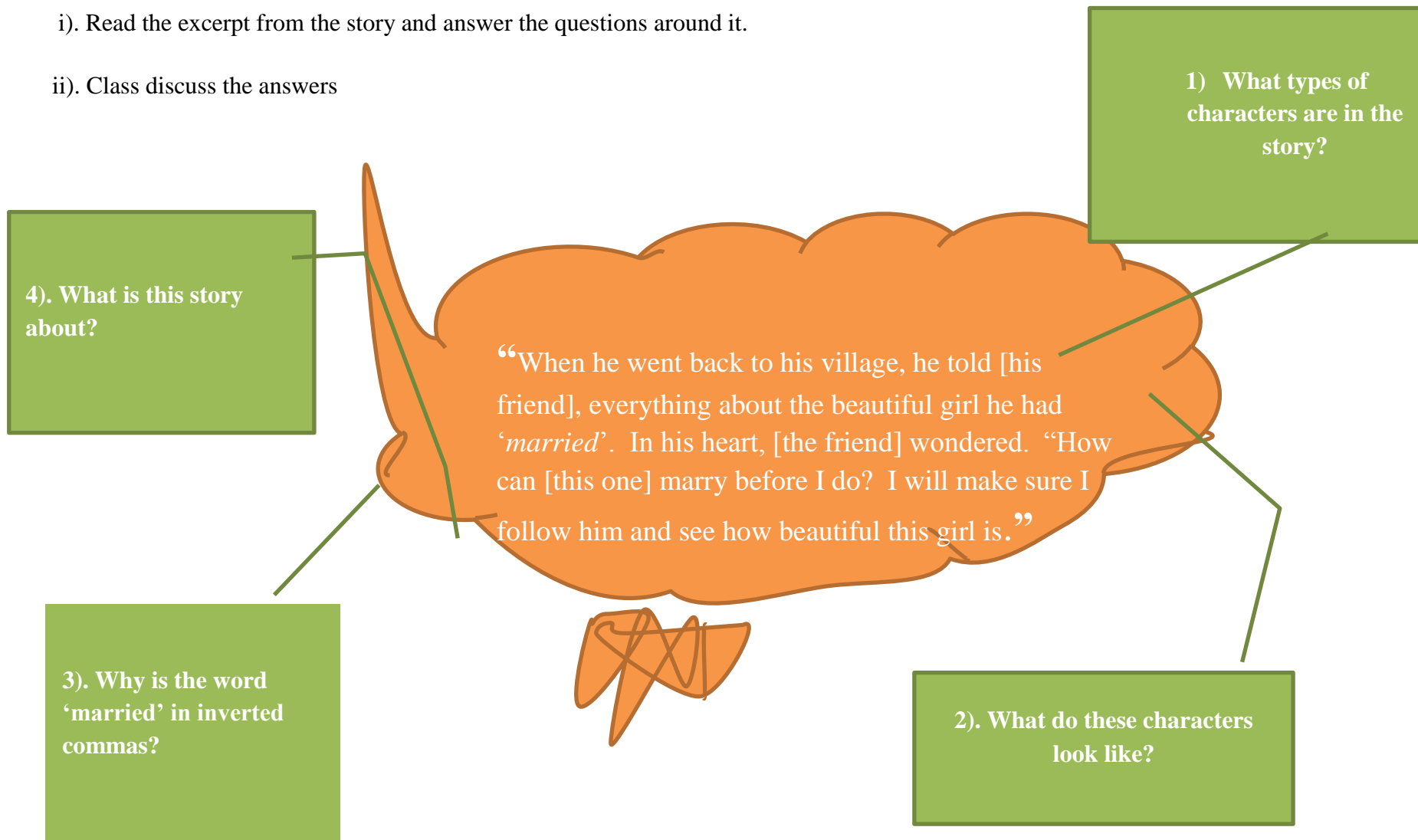
Students should be able to

- use their imagination to guess at the contents of a story.
- build short stories from excerpts of an original story
- summarise the plot of a story
- describe the processes of traditional customs and ceremonies
- write a short essay based on the story.

## Task 1: Warm up exercise

i). Read the excerpt from the story and answer the questions around it.

ii). Class discuss the answers



• Fig 1. Story excerpt

## **Task 2: Story Builds**

Story builds represent a technique that you can use to build or extend a story/narrative using prompts provided in the excerpt. Story builds enable the teacher/student to examine the excerpt of the story for literary leads which help them to creatively develop/extend the story in an imaginative way. For example, you can use a character or a theme as a starting point to develop a story line and in the process build the story.

*Story builds refer to a narrative strategy that enables learners to make use of story cues in an excerpt of a story to develop the story further than where it currently is. These cues act as prompts or clues to simulate imaginative thinking in learners. By using their imaginative senses, learners use the clues in the context of a story excerpt to generate newer dimensions of an original story from their own standpoints. An excerpt in this sense functions as a scaffolding structure that permits the learner's mind to create narrative points based on the story leads that are inherent in the excerpt. In this context, Jonathan Gottschall's assertion that "the mind is a wanderer by nature" is apt. However, when the teacher uses story builds as a teaching strategy in his/her bilingual literature classroom, the teacher would enable the minds of his/her learners to wonder on purpose because they would be guided to creativity.*

In groups of 4s/5s,

Use the extract in **figure 1** to build a one page story containing the elements in the extract.

## **Task 3: Reading out Story builds**

- i) As a group, read out the story build to the other group.
- ii). One group should listen while the other is reading out the story.

The listening group will give the reading group feedback.

## **Task 4: Actual Story reading.**


Individually, read the story: **The Hare and the Hyena**

### **Task 5: Summarising the plot**

*In groups of 4s/5s,*

- i). Summarise the plot of the story in the box below.

**The plot of the story...**



- **Figure 2. Plot summary**

### **Task 6 Group writing exercise**

In groups of 4s/5s, examine the task below

- I). In the story 'the Hare and the Hyena,' one of the major issues in the story is marriage.

Describe the processes leading to marriage in your community.

### **Task 7. Short Essay writing**

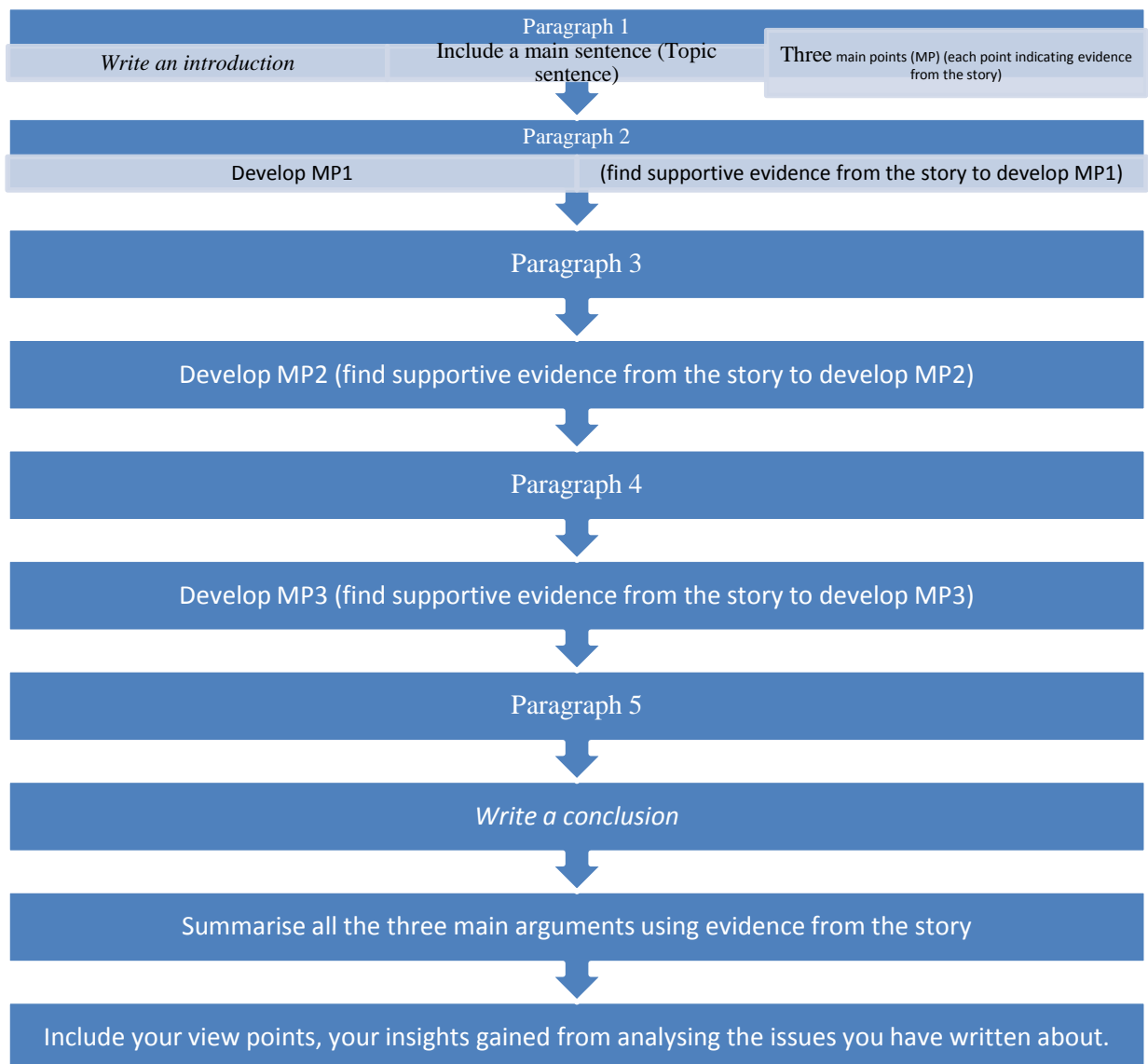
Individually, examine the statement below.

**“The Hare did not deserve to marry the most beautiful girl in the village.”**

Write an essay on the above topic in which you use evidence from the story to support your point of view.

Below is a suggested model on essay writing.

- Use it to structure your essay
  - Use one main point for each paragraph
  - Link each paragraph
  - Provide evidence in each paragraph



- Figure 3. The five paragraph model